

Grinzi ax A / 1 - 2; A / 5 - 6  
 Grinzi ax B / 1 - 2; B / 5 - 6  
 Grinda ax 1; Grinda ax 6  
 scara 1:20

Grinzi ax A / 1 - 2; A / 5 - 6  
 Grinzi ax B / 1 - 2; B / 5 - 6  
 Grinda ax 1; Grinda ax 6  
 scara 1:20

Grinzi ax A / 1 - 2; A / 5 - 6  
 Grinzi ax B / 1 - 2; B / 5 - 6  
 Grinda ax 1; Grinda ax 6  
 scara 1:20

Grinzi ax A / 1 - 2; A / 5 - 6  
 Grinzi ax B / 1 - 2; B / 5 - 6  
 Grinda ax 1; Grinda ax 6  
 scara 1:20

Grinzi ax A / 1 - 2; A / 5 - 6  
 Grinzi ax B / 1 - 2; B / 5 - 6  
 Grinda ax 1; Grinda ax 6  
 scara 1:20

Grinzi ax A / 1 - 2; A / 5 - 6  
 Grinzi ax B / 1 - 2; B / 5 - 6  
 Grinda ax 1; Grinda ax 6  
 scara 1:20

Grinzi ax A / 1 - 2; A / 5 - 6  
 Grinzi ax B / 1 - 2; B / 5 - 6  
 Grinda ax 1; Grinda ax 6  
 scara 1:20

Grinzi ax A / 1 - 2; A / 5 - 6  
 Grinzi ax B / 1 - 2; B / 5 - 6  
 Grinda ax 1; Grinda ax 6  
 scara 1:20

Grinzi ax A / 1 - 2; A / 5 - 6  
 Grinzi ax B / 1 - 2; B / 5 - 6  
 Grinda ax 1; Grinda ax 6  
 scara 1:20

Grinzi ax A / 1 - 2; A / 5 - 6  
 Grinzi ax B / 1 - 2; B / 5 - 6  
 Grinda ax 1; Grinda ax 6  
 scara 1:20

Grinzi ax A / 1 - 2; A / 5 - 6  
 Grinzi ax B / 1 - 2; B / 5 - 6  
 Grinda ax 1; Grinda ax 6  
 scara 1:20

Grinzi ax A / 1 - 2; A / 5 - 6  
 Grinzi ax B / 1 - 2; B / 5 - 6  
 Grinda ax 1; Grinda ax 6  
 scara 1:20

Grinzi ax A / 1 - 2; A / 5 - 6  
 Grinzi ax B / 1 - 2; B / 5 - 6  
 Grinda ax 1; Grinda ax 6  
 scara 1:20

Grinzi ax A / 1 - 2; A / 5 - 6  
 Grinzi ax B / 1 - 2; B / 5 - 6  
 Grinda ax 1; Grinda ax 6  
 scara 1:20

Grinzi ax A / 1 - 2; A / 5 - 6  
 Grinzi ax B / 1 - 2; B / 5 - 6  
 Grinda ax 1; Grinda ax 6  
 scara 1:20

Grinzi ax A / 1 - 2; A / 5 - 6  
 Grinzi ax B / 1 - 2; B / 5 - 6  
 Grinda ax 1; Grinda ax 6  
 scara 1:20

Grinzi ax A / 1 - 2; A / 5 - 6  
 Grinzi ax B / 1 - 2; B / 5 - 6  
 Grinda ax 1; Grinda ax 6  
 scara 1:20

Grinzi ax A / 1 - 2; A / 5 - 6  
 Grinzi ax B / 1 - 2; B / 5 - 6  
 Grinda ax 1; Grinda ax 6  
 scara 1:20

Grinzi ax A / 1 - 2; A / 5 - 6  
 Grinzi ax B / 1 - 2; B / 5 - 6  
 Grinda ax 1; Grinda ax 6  
 scara 1:20

Grinzi ax A / 1 - 2; A / 5 - 6  
 Grinzi ax B / 1 - 2; B / 5 - 6  
 Grinda ax 1; Grinda ax 6  
 scara 1:20

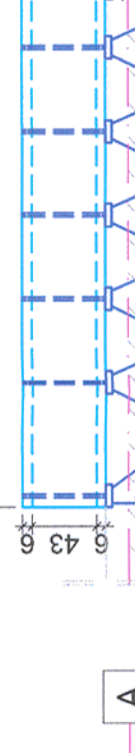
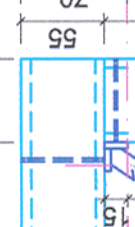
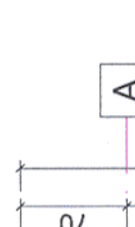





Grinzi ax A / 1 - 2; A / 5 - 6  
 Grinzi ax B / 1 - 2; B / 5 - 6  
 Grinda ax 1; Grinda ax 6  
 scara 1:20

Grinzi ax A / 1 - 2; A / 5 - 6  
 Grinzi ax B / 1 - 2; B / 5 - 6  
 Grinda ax 1; Grinda ax 6  
 scara 1:20

Grinzi ax A / 1 - 2; A / 5 - 6  
 Grinzi ax B / 1 - 2; B / 5 - 6  
 Grinda ax 1; Grinda ax 6  
 scara 1:20

Grinzi ax A / 1 - 2; A / 5 - 6  
 Grinzi ax B / 1 - 2; B / 5 - 6  
 Grinda ax 1; Grinda ax 6  
 scara 1:20

Grinzi ax A / 1 - 2; A / 5 - 6  
 Grinzi ax B / 1 - 2; B / 5 - 6  
 Grinda ax 1; Grinda ax 6  
 scara 1:20

CLASA DE IMPORTANTA A CONSTRUCTIEI CONFORM P100/1-2006 ESTE (III) THE IMPORTANCE CATEGORY, CONFORM HG nr. 766/97 este (C)		THE CONSTRUCTION IMPORTANCE CLASS, ACCORDING TO P 100/1-2006, IS (III) THE IMPORTANCE CATEGORY, ACCORDING TO HG 766/97 IS 'C'	
Verificator / Expert Checker / Expert		Semnatura / Expertiza Signature / Report / Expertise	
   <b>MINISTERUL TRANSPORTURILOR</b>		 <b>BENEFICIAR / BENEFICIARY :</b>	
 <b>European Investment Bank</b>		 <b>COMPANIA NATIONALA DE CAI FERATE "CFR" SA</b>	
PROIECTANT / DESIGNER:		 <b>PÖYRY</b>	
Aprobat / Approved	Şef de echipă / Team leader	C. Teodorescu	
Verificat / Checked	Expert Cheie / Key Expert	R. Witan	
Subcontractant / Subcontractor		 <b>MIOTOP</b>	
Aprobat / Approved	Adjunct Şef de echipă / Deputy Team leader	A.M. Baicu	
Proiectat / Designed	Inginer / Engineer	G. Staicu	
"Reabilitarea liniei c.f. Frontiera - Curtici - Simeria, parte componentă a coridorului IV Pan - European pentru circulația trenurilor cu viteză maximă de 160 km/h"		<b>Proiect 9i</b> 35311.1	
"Rehabilitation of the Railway Line Border - Curtici - Simeria, component Part of the IV Pan - European Corridor for the Trains Circulation with maximum speed of 160 km/h"		Faza / Phase: PTh+CS / TD+TS	
Denumire desen / Drawing name: Plan cofraj cota +3.35m - Clădire călători - Stația Iliia / Formwork plan level +3.35m - Passenger building - Iliia Station			
Scara / Scale	1:50	Revizia / Revision	1/05.2013
Cod desen / Drawing Code	PT.03.03.22.RE.05.003		Nr / No
			03/09

